

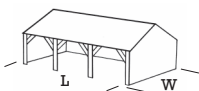


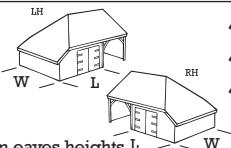



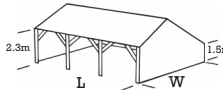




# CARRIAGE HOUSES AND ATTACHED COMPARTMENTS OPEN BARNs

Price List ex. VAT Ref 05/19

CARRIAGE HOUSE	Size L x W	Roof Type		Erection Charge
		Boarded and Felted (22° Pitch)	Ready for Tiling (up to 35° Pitch)	
<b>SINGLE BAY</b> <ul style="list-style-type: none"> <li>2.3m eaves height</li> <li>Oak entrance frame</li> <li>Choice of sawn weatherboard or planed shiplap cladding</li> </ul> 	3.0m x 4.8m (10 x 16)	£2,793	£3,009	£298
	3.0m x 5.4m (10 x 18)	£3,062	£3,283	£328
	3.0m x 6.0m (10 x 20)	£3,334	£3,557	£356
<b>TWO BAY</b> 	5.4m x 4.8m (18 x 16)	£4,128	£4,380	£487
	6.0m x 4.8m (20 x 16)	£4,406	£4,611	£514
	5.4m x 5.4m (18 x 18)	£4,480	£4,695	£522
	6.0m x 5.4m (20 x 18)	£4,615	£4,935	£551
	5.4m x 6.0m (18 x 20)	£4,781	£5,023	£556
<b>THREE BAY</b> 	9.0m x 4.8m (30 x 16)	£6,106	£6,336	£712
	9.0m x 5.4m (30 x 18)	£6,377	£6,608	£743
	9.0m x 6.0m (30 x 20)	£6,690	£6,923	£779
<b>ATTACHED GARAGE</b> <ul style="list-style-type: none"> <li>2.3m eaves height</li> <li>Includes 1 pair of garage doors</li> </ul> <i>Other lengths available</i> 	3.0m x 4.8m (10 x 16)	£2,205	£2,287	£256
	3.6m x 4.8m (12 x 16)	£2,448	£2,526	£285
	3.0m x 5.4m (10 x 18)	£2,393	£2,473	£279
	3.6m x 5.4m (12 x 18)	£2,646	£2,718	£308
	3.0m x 6.0m (10 x 20)	£2,615	£2,694	£305
<b>ATTACHED WORKSHOP</b> <ul style="list-style-type: none"> <li>2.3m eaves height</li> <li>Includes personal door and window</li> </ul> <i>Other lengths available</i> 	2.4m x 4.8m (8 x 16)	£1,958	£2,045	£226
	3.0m x 4.8m (10 x 16)	£2,190	£2,270	£255
	2.4m x 5.4m (8 x 18)	£2,081	£2,168	£242
	3.0m x 5.4m (10 x 18)	£2,313	£2,395	£269
	2.4m x 6.0m (8 x 20)	£2,198	£2,289	£256
<b>ATTACHED CART LODGE</b> <ul style="list-style-type: none"> <li>2.3m &amp; 1.5m eaves heights</li> <li>Only 35° pitch available</li> <li>Includes cat slide roof and 1 pair of garage doors</li> </ul> 	4.2m x 4.8m (14 x 16)	-	£3,302	£463
	4.2m x 5.4m (14 x 18)	-	£3,670	£515
	4.2m x 6.0m (14 x 20)	-	£4,134	£579
<b>ATTACHED LOG STORE</b> <ul style="list-style-type: none"> <li>150 x 150 oak frame</li> <li>30° pitch roof</li> <li>2.2m &amp; 1.5m eaves heights</li> </ul> 	1.2m x 4.6m (4' x 15')	£877	£790	£94
	1.2m x 5.2m (4' x 17')	£947	£852	£99
	1.2m x 5.8m (4' x 19')	£1,018	£911	£106

OPEN BARN WITH REAR CAT SLIDE ROOF	Size L x W	Roof Type		Erection Charge
		Boarded and Felted (22° Pitch)	Ready for Tiling (35° Pitch)	
<b>SINGLE BAY</b> <ul style="list-style-type: none"> <li>Oak frames front and back</li> <li>2.3m &amp; 1.5m eaves heights</li> <li>Only 35° pitch available</li> </ul> 	3.0m x 4.8m (10' x 16')	-	£3,376	£405
	3.0m x 5.4m (10' x 18')	-	£3,656	£439
	3.0m x 6.0m (10' x 20')	-	£3,935	£472
<b>TWO BAY</b> 	5.4m x 4.8m (18' x 16')	-	£4,731	£567
	6.0m x 4.8m (20' x 16')	-	£4,957	£596
	5.4m x 5.4m (18' x 18')	-	£5,049	£606
	6.0m x 5.4m (20' x 18')	-	£5,282	£634
	5.4m x 6.0m (18' x 20')	-	£5,388	£646
<b>THREE BAY</b> 	6.0m x 6.0m (20' x 20')	-	£5,629	£675
	9.0m x 4.8m (30 x 16)	-	£6,419	£771
	9.0m x 5.4m (30 x 18)	-	£6,896	£838
	9.0m x 6.0m (30 x 20)	-	£7,373	£886

**Choice of Claddings – same price**  
Joinery grade Swedish redwood. (*Pinus Sylvestris*)

 Sawn weatherboard 2 ex 32 x 150 pressure treated	 Planed shiplap 19 x 125 pressure treated
--	--

**CARRIAGE HOUSE OPTIONS**

**Personal Door (FLB)**  
Standard on Workshop, optional elsewhere  
£195

**Window**  
Standard on Workshop, optional elsewhere  
£184

**Staddle Stone**  
150 x 150 x 150 x 175/200  
£68 per oak post

**Barn Doors**  
To fit Carriage House oak entrance frame  
£718 per pair

**Barn Hip**  
4.8m span £194  
5.4m & 6.0m spans £226  
35° pitch tiled roofs only

**Internal lining**  
Internal lining of Carriage House walls to eaves in matching cladding  
Supply only as DIY kit £34/m run  
Supply and fix £44/m run (only at time of erecting).

**Rainwater Goods**  
112mm black plastic half round gutter £11/m run  
68mm down pipe assembly £21 each

**Planning Drawings**  
From £70  
Cost credited at time of order

**OPTIONS BY INDIVIDUAL QUOTATION**  
Available in delivery zones 1 & 2 only (see map on reverse of order form).  
These options follow on a few days after erection of the building

- 2 layer Torch On Felt.** Grey mineral finish.  
For 22° pitch roofs and replacing standard single layer felt
- Felt Shingles.** Grey mineral finish.  
For 22° pitch roofs and replacing standard single layer felt (Mar – Sep only)
- Tiling Service**  
Wide range of fibre cement slates, natural slates, interlocking concrete tiles and plain tiles available

**PASSMORES – CLEAR MARKET LEADERS**

**Strong, safe and long lasting**  
Our designs are proven by structural calculation. No leaning walls or sagging roofs and that's guaranteed.

**Exceptional roof strength**  
You will not see widely spaced roof trusses on a Passmore building. All our roofs have trusses spaced at 0.6m (2') intervals. This provides a significant strength advantage. For example, P.V. solar panels can be installed on any Passmore felt roof building without the need for modification.

**Effective wall bracing**  
Opposing diagonal braces or osb sheathing on all buildings.

**Sturdy barn door option**  
25mm tgv, 38 x 150mm ledges and braces, 900mm galvanised hinges, retainers, drop bolts and locking bar.

**Joinery grade Swedish Redwood Claddings**  
For superior performance and longer life.

**Best quality oak**  
We only use grade QPA green oak in our buildings. (This is the highest quality available).

**Key components pressure treated**

**In house delivery, erection and tiling services.**

**PASSMORES est. 1909**  
110 years of exceptional customer service

Please see overleaf for supply notes and Garage prices

# Passmores Portable Buildings Ltd Delivery Charges Map

Applicable to Stables, Club Range, Carriage Houses, Garages & Open Barns

