

CLASSIC EQUESTRIAN PRICE LIST

Price list Ref: 08/2021
ex. VAT

CLASSIC LOOSE BOX	Size L x W	Roof Type		Erection Charge	
		Boarded & Felted (22° pitch)	Ready for Tiling (up to 40° pitch)		
<ul style="list-style-type: none"> • 4 x 2 CLS frame • 19 x 125 shiplap • 2.10m x 1.20m door • 2.30m eaves • 1.20m canopy • Scissor trusses at 0.6m centres • 15mm kick boards to 1.22m height • 1 ridge ventilator per 2 boxes (felt roof only) <p><i>Other sizes available</i></p>	3.0 x 3.6	First Box	£2891	£3209	£348
	(10 x 12)	Additional Box	£2211	£2455	£262
	3.6 x 3.6	First Box	£3180	£3532	£376
	(12 x 12)	Additional Box	£2483	£2756	£293
	4.2 x 3.6	First Box	£3485	£3866	£413
	(14 x 12)	Additional Box	£2772	£3077	£327
	4.8 x 3.6	First Box	£3790	£4201	£450
	(16 x 12)	Additional Box	£3062	£3396	£362
	5.4 x 3.6	Corner box	£3668	£4072	£537
	(18 x 12)				

TACK ROOM	Size	Price
<p><i>To be joined to loose box</i></p> <ul style="list-style-type: none"> • Supplied unlined and without window <p><i>Other sizes available</i></p>	1.8 x 3.6 (6 x 12)	£1275 £1415 £154
	2.4 x 3.6 (8 x 12)	£1474 £1636 £180
	3.0 x 3.6 (10 x 12)	£1703 £1890 £210

WALK THROUGH	Size	Price
<p><i>between compartments</i></p> <ul style="list-style-type: none"> • Shiplap walls • Canopy lining • Unlined ceiling 	1.2 x 3.6 (4 x 12)	£1008 £1118 £116
	1.8 x 3.6 (6 x 12)	£1133 £1258 £133
	2.4 x 3.6 (8 x 12)	£1260 £1399 £146

HAY STORE	Size	Price	
<p><i>To be joined to loose box</i></p> <ul style="list-style-type: none"> • 2.05m high opening • Supplied unlined <p><i>Other sizes available</i></p>	3.0 x 3.6 (10 x 12)	£1445 £1603 £180	
	3.6 x 3.6 (12 x 12)	£1675 £1861 £204	
	4.8 x 3.6 (16 x 12)	£2135 £2370 £248	
	5.4 x 3.6 (18 x 12)	£2366 £2627 £269	
	6.0 x 3.6 (20 x 12)	£2595 £2880 £291	
	7.2 x 3.6 (24 x 12)	£3056 £3392 £334	
	4.8 x 3.6 (16 x 12)	£2734 £3036 £399	
	Corner Hay Store		
	5.4 x 3.6 (18 x 12)	£2958 £3281 £429	
	Corner Hay Store		

MOBILE FIELD SHELTER	Size	Price
<p><i>Free standing</i></p> <ul style="list-style-type: none"> • 3 x 2 CLS frame • 19 x 125 shiplap • 2.05m high x 2.30m wide opening • 2.30m eaves • Onduline roof • 12mm kick boards to 1.22m height • 150mm x 75mm pressure treated skids and cross members • 300 x 60 x 6 galv. steel bracketry • Towing chains • Translucent roof sheet £45 each 	3.0 x 3.0 (10 x 10)	£2001 - £232
	3.6 x 3.0 (12 x 10)	£2240 - £262
	4.2 x 3.0 (14 x 10)	£2476 - £291
	4.8 x 3.0 (16 x 10)	£2713 - £318
	5.4 x 3.0 (18 x 10)	£2951 - £348
	3.6 x 3.6 (12 x 12)	£2445 - £284
	4.2 x 3.6 (14 x 12)	£2699 - £312
	4.8 x 3.6 (16 x 12)	£2951 - £342
	5.4 x 3.6 (18 x 12)	£3203 - £370
	Mobile Shelter door & window conversion panel	Fits into Mobile Field Shelter opening

Planning Approval: The customer is responsible for Local Authority approvals when applicable. Passmores supply drawings upon request.

Site Preparation: The customer is responsible for foundations. Please ask us for a baseworks drawing before starting work.

Delivery cost: The map shows the cost of a single journey. We may quote higher delivery costs for large buildings i.e. multiple loads or artic by national haulier

Delivery access: Most buildings are delivered on 2 axle rigid vehicles size 10.0L x 2.4W x 3.0H. Unloading will be to nearest point to metalled road. If Passmores is erecting we will carry components up to 20m from delivery point. We will only drive off road at customers risk and provided a tractor is available for towing. If carry is further than 20m we can bring a 4x4 at extra cost to transfer components from delivery vehicle to site but this **must** be arranged in advance.

Erection Service: Catalogue prices apply to delivery zones 1 and 2 (see map). Price assumes delivery vehicle access within 20m, correct foundations and availability of 240v, 13 amp. power.

VAT: All prices exclude VAT. Buildings supplied for certain non-business charitable uses may be zero rated. All other transactions attract VAT at 20% extra.

PASSMORES
HIGH STREET STROOD ROCHESTER KENT ME2 4DR

TEL: 01634 290033
info@passmores.co.uk
www.passmores.co.uk

EQUESTRIAN OPTIONS

Choice of Claddings

All are produced from joinery grade Swedish Redwood (Pinus Sylvestris)

Standard Cladding

19 x 125
Planed
Shiplap

As price list

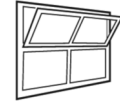
2 ex 32 x 150
Sawn
Weatherboard

As price list

25 x 150
Planed
Shiplap

£21 extra per m run of wall

Additional Window with grill £205

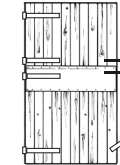


Hopper Window
935h x 1110w



Galvanised Grill
10mm bar at 100mm centres

Additional Doors




Loose Box
2 Piece
1200w x 2100h
£345



Tack Room
762w x 1980
Framed ledged and braced
£219



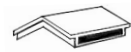
Chatting window
fitted to partition
565 x 565
£45



Partition Grill
1040 x 1160
fitted to partition
£198

Additional ridge ventilator

(Felt roof only)



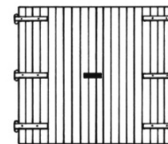
£55



Ventilation Tower
600 x 600 x 1240
£590

Garage Doors

2136w x 1980h
£502



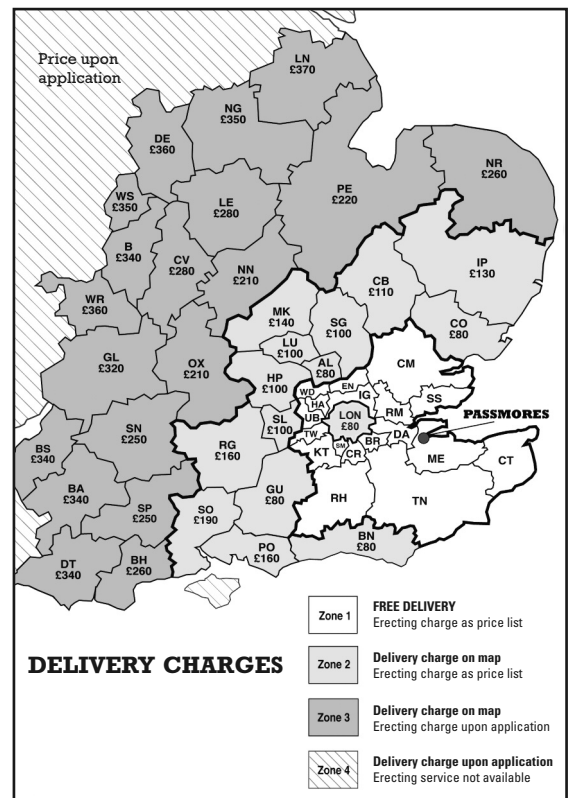
Clock
240 volt, 450mm dia.
Black face
Gold hands
£652

Rainwater goods - black plastic

112mm half round **£15/m. run**
125mm deep flow (over 9m run) **£20/m. run**
Down pipe assembly **£27 each**

Tiling Service - Wide range of slates and tiles supplied & fitted • **Price upon application**

Planning drawings
Cost credited at time of order
From £80



PASSMORES est. 1909
112 years of exceptional customer service