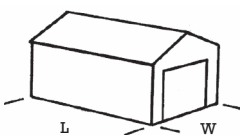


| SINGLE GARAGE   | Size<br>L x W         | Roof Type                         |                                       | Erection Charge |
|---|-----------------------|-----------------------------------|---------------------------------------|-----------------|
|   |                       | Boarded and Felted<br>(22° Pitch) | Ready for Tiling<br>(up to 35° Pitch) |                 |
|  <ul style="list-style-type: none"> <li>• 2.1m eaves height</li> <li>• 3 x 2 CLS (38 x 63) studwork</li> <li>• 1 pair of side hung timber garage doors</li> <li>• Choice of planed shiplap or sawn weatherboard cladding</li> </ul> <p>Other lengths by individual quotation</p> | 4.8m x 3.0m (16 x 10) | £2,495                            | £2,608                                | £260            |
|   | 5.4m x 3.0m (18 x 10) | £2,696                            | £2,817                                | £284            |
|   | 6.0m x 3.0m (20 x 10) | £2,898                            | £3,026                                | £307            |
|   | 4.8m x 3.6m (16 x 12) | £2,715                            | £2,810                                | £285            |
|   | 5.4m x 3.6m (18 x 12) | £2,926                            | £3,024                                | £308            |
|   | 6.0m x 3.6m (20 x 12) | £3,137                            | £3,238                                | £331            |
|   | 7.2m x 3.6m (24 x 12) | £3,559                            | £3,667                                | £377            |
|   | 4.8m x 4.2m (16 x 14) | £3,025                            | £3,179                                | £317            |
|   | 5.4m x 4.2m (18 x 14) | £3,247                            | £3,406                                | £341            |
| 6.0m x 4.2m (20 x 14)   | £3,468                | £3,633                            | £365                                  |                 |
| 7.2m x 4.2m (24 x 14)   | £3,911                | £4,087                            | £414                                  |                 |

| DOUBLE GARAGE         | Size<br>L x W | Boarded and Felted<br>(22° Pitch) | Ready for Tiling<br>(up to 35° Pitch) | Erection Charge |
|-----------------------|---------------|-----------------------------------|---------------------------------------|-----------------|
|                       |               |                                   |                                       |                 |
| 5.4m x 4.8m (18 x 16) | £4,320        | £4,499                            | £463                                  |                 |
| 6.0m x 4.8m (20 x 16) | £4,555        | £4,741                            | £489                                  |                 |
| 7.2m x 4.8m (24 x 16) | £5,025        | £5,222                            | £542                                  |                 |
| 5.4m x 5.4m (18 x 18) | £4,724        | £4,927                            | £510                                  |                 |
| 6.0m x 5.4m (20 x 18) | £4,969        | £5,179                            | £537                                  |                 |
| 7.2m x 5.4m (24 x 18) | £5,461        | £5,686                            | £589                                  |                 |
| 5.4m x 6.0m (18 x 20) | £5,130        | £5,354                            | £599                                  |                 |
| 6.0m x 6.0m (20 x 20) | £5,399        | £5,631                            | £631                                  |                 |
| 7.2m x 6.0m (24 x 20) | £5,940        | £6,186                            | £694                                  |                 |
| 5.4m x 6.6m (18 x 22) | £5,641        | £5,884                            | £660                                  |                 |
| 6.0m x 6.6m (20 x 22) | £5,935        | £6,196                            | £695                                  |                 |
| 7.2m x 6.6m (24 x 22) | £6,523        | £6,820                            | £764                                  |                 |
| 5.4m x 7.2m (18 x 24) | £6,006        | £6,316*                           | £708                                  |                 |
| 6.0m x 7.2m (20 x 24) | £6,337        | £6,667*                           | £747                                  |                 |
| 7.2m x 7.2m (24 x 24) | £6,998        | £7,366*                           | £827                                  |                 |

**SUPPLY NOTES: GARAGES, CARRIAGE HOUSES AND OPEN BARNs**

**Planning Approval:** The customer is responsible for Local Authority approvals when applicable. Passmores supply drawings upon request.

**Site Preparation:** Please ask us for a baseworks drawing before starting work. It is important not to lay an oversize base.


**Delivery Costs:** See map on reverse of order form.

**Delivery Access:** Most buildings are delivered on 7.5 tonne, 2 axle, rigid vehicles, size 9.0 x 2.4 x 3.0 high. Larger buildings may be delivered by 12m artic. Unloading will be to nearest point to metalled road. If Passmores is erecting we will carry components up to 20m from delivery point. We will drive off road only at customer's risk and providing tractor or 4x4 is available for towing. If carry is further or obstructed, we will ask you to provide labour to assist.


**Erection Service:** Catalogue prices apply to delivery zones 1 & 2 (see map on reverse of order form). Price assumes delivery vehicle access within 20m, correct foundations and availability of 240v, 13 amp, power.

**VAT:** All prices exclude VAT. Buildings supplied as garaging for new dwellings and for certain non-business charitable uses may be zero rated. All other transactions attract VAT at 20%.

**Choice of Claddings – same price**  
Joinery grade Swedish redwood. (*Pinus Sylvestris*)




Sawn weatherboard  
2 ex 32 x 150  
pressure treated



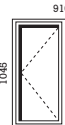
Planned shiplap  
19 x 125  
pressure treated

**GARAGE OPTIONS**

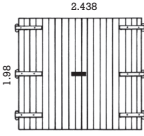
**Personal Door (FLB)**  
Can be fitted to any wall panel  
£195



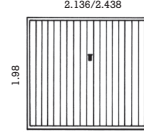
**Window**  
Can be fitted to any wall panel  
£184




**8' Wide Timber Garage Doors**  
Replaces 7' wide doors £96



**Metal Up and Over Door**  
Replaces 7' wide timber doors  
7' wide metal £118  
8' wide metal £224



**Barn Hip**  
35° pitch tiled roofs only  
Up to 4.8m span - 1 truss cut back £194  
5.4m-7.2m spans - 2 truss cut back £226



**Rainwater Goods**  
112mm black plastic half round gutter £11/m run  
68mm down pipe assembly £21 each

**Planning Drawings** From £70  
Cost credited at time of order

- OPTIONS BY INDIVIDUAL QUOTATION**
- Available in delivery zones 1 & 2 only (see map on reverse of order form). These options follow on a few days after erection of the building
- **2 layer Torch On Felt.** Grey mineral finish. For 22° pitch roofs and replacing standard single layer felt
  - **Felt Shingles.** Grey mineral finish. For 22° pitch roofs and replacing standard single layer felt (Mar – Sep only)
  - **Tiling Service**  
Wide range of fibre cement slates, natural slates, interlocking concrete tiles and plain tiles available

**PASSMORES – CLEAR MARKET LEADERS**

**Strong, safe and long lasting.**  
Our designs are proven by structural calculation. No leaning walls or sagging roofs and that's guaranteed.

**Exceptional roof strength.**  
You will not see widely spaced roof trusses on a Passmore building. All our roofs have trusses spaced at 0.6m (2') intervals. This provides a significant strength advantage. For example, P.V. solar panels can be installed on any Passmore felt roof building without the need for modification.

**Effective wall bracing**  
Opposing diagonal braces or osb sheathing on all buildings.

**Sturdy timber garage doors**  
25mm tgv, 38 x 150mm ledges and braces, 450mm galvanised hinges, retainers, drop bolts and locking bar.

**Joinery grade Swedish Redwood Claddings**  
For superior performance and longer life.

**Key components pressure treated**  
**In house delivery, erection and tiling services.**

**PASSMORES** est. 1909  
110 years of exceptional customer service

Please see overleaf for Carriage House and Open Barn prices