

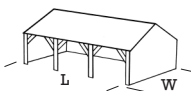


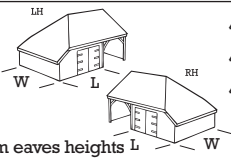


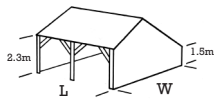


# CARRIAGE HOUSES AND ATTACHED COMPARTMENTS

## OPEN BARN WITH REAR CAT SLIDE ROOF


Price List ex. VAT Ref 09/14


CARRIAGE HOUSE	Size L x W	Roof Type		Erection Charge
		Boarded and Felted (22° Pitch)	Ready for Tiling (up to 35° Pitch)	
<b>SINGLE BAY</b> <ul style="list-style-type: none"> <li>2.3m eaves height</li> <li>Oak entrance frame</li> <li>Choice of sawn weatherboard or planed shiplap cladding</li> </ul> 	3.0m x 4.8m (10 x 16)	£2446	£2714	£269
	3.0m x 5.4m (10 x 18)	£2682	£2962	£295
	3.0m x 6.0m (10 x 20)	£2919	£3209	£321
<b>TWO BAY</b> 	5.4m x 4.8m (18 x 16)	£3650	£3951	£439
	6.0m x 4.8m (20 x 16)	£3859	£4160	£463
	5.4m x 5.4m (18 x 18)	£3924	£4236	£471
	6.0m x 5.4m (20 x 18)	£4139	£4451	£497
	5.4m x 6.0m (18 x 20)	£4187	£4531	£502
<b>THREE BAY</b> 	9.0m x 4.8m (30 x 16)	£5348	£5714	£642
	9.0m x 5.4m (30 x 18)	£5585	£5961	£670
	9.0m x 6.0m (30 x 20)	£5859	£6246	£703
<b>ATTACHED GARAGE</b> <ul style="list-style-type: none"> <li>2.3m eaves height</li> <li>Includes 1 pair of garage doors</li> <li>Other lengths available</li> </ul> 	3.0m x 4.8m (10 x 16)	£1930	£2064	£231
	3.6m x 4.8m (12 x 16)	£2145	£2279	£257
	3.0m x 5.4m (10 x 18)	£2096	£2231	£252
	3.6m x 5.4m (12 x 18)	£2317	£2451	£278
	3.0m x 6.0m (10 x 20)	£2290	£2430	£275
<b>ATTACHED WORKSHOP</b> <ul style="list-style-type: none"> <li>2.3m eaves height</li> <li>Includes personal door and window</li> <li>Other lengths available</li> </ul> 	2.4m x 4.8m (8 x 16)	£1715	£1844	£205
	3.0m x 4.8m (10 x 16)	£1919	£2048	£230
	2.4m x 5.4m (8 x 18)	£1822	£1956	£218
	3.0m x 5.4m (10 x 18)	£2026	£2161	£243
	2.4m x 6.0m (8 x 20)	£1924	£2064	£231
<b>ATTACHED CART LODGE</b> <ul style="list-style-type: none"> <li>2.3m &amp; 1.5m eaves heights</li> <li>Only 35° pitch available</li> <li>Includes cat slide roof and 1 pair of garage doors</li> </ul> 	4.2m x 4.8m (14 x 16)	n/a	£3220	£450
	4.2m x 5.4m (14 x 18)	n/a	£3580	£498
	4.2m x 6.0m (14 x 20)	n/a	£4031	£564
<b>ATTACHED LOG STORE</b> <ul style="list-style-type: none"> <li>150 x 150 oak frame</li> <li>30° pitch roof</li> <li>2.2m &amp; 1.5m eaves heights</li> </ul> 	1.2m x 4.6m (4' x 15')	£790	£713	£85
	1.2m x 5.2m (4' x 17')	£855	£768	£90
	1.2m x 5.8m (4' x 19')	£919	£822	£95

OPEN BARN WITH REAR CAT SLIDE ROOF	Size L x W	Roof Type		Erection Charge
		Boarded and Felted (22° Pitch)	Ready for Tiling (35° Pitch)	
<b>SINGLE BAY</b> <ul style="list-style-type: none"> <li>Oak frames front and back</li> <li>2.3m &amp; 1.5m eaves heights</li> <li>Only 35° pitch available</li> </ul> 	3.0m x 4.8m (10' x 16')	n/a	£3107	£373
	3.0m x 5.4m (10' x 18')	n/a	£3365	£403
	3.0m x 6.0m (10' x 20')	n/a	£3623	£433
<b>TWO BAY</b> 	5.4m x 4.8m (18' x 16')	n/a	£4354	£522
	6.0m x 4.8m (20' x 16')	n/a	£4563	£548
	5.4m x 5.4m (18' x 18')	n/a	£4649	£558
	6.0m x 5.4m (20' x 18')	n/a	£4864	£584
	5.4m x 6.0m (18' x 20')	n/a	£4961	£594
	6.0m x 6.0m (20' x 20')	n/a	£5182	£620

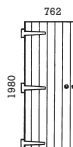
### Choice of Claddings - same price

Joinery grade Swedish redwood. (*Pinus Sylvestris*)

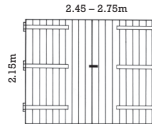
 Sawn weatherboard  
2 ex 32 x 150  
pressure treated


 Planed shiplap  
19 x 125  
pressure treated

### CARRIAGE HOUSE OPTIONS

 **Personal Door**  
Standard on Workshop, optional elsewhere  
£160

 **Window**  
Standard on Workshop, optional elsewhere  
£190

 **Barn Doors**  
To fit Carriage House oak entrance frame  
£680 per pair

 **Barn Hip**  
35° pitch tiled roofs only  
Up to 4.8m span - 1 truss cut back  
£172  
5.4m-7.2m spans - 2 truss cut back  
£194

### Internal lining

Internal lining of Carriage House walls to eaves in matching cladding  
Supply only as DIY kit £33/m run  
Supply and fix £44/m run (only at time of erecting).

### Rainwater Goods

112mm black plastic half round gutter £10/m run  
68mm down pipe assembly £20 each

### Planning Drawings

From £70  
Cost credited at time of order

### OPTIONS BY INDIVIDUAL QUOTATION

Available in delivery zones 1 & 2 only (see map on reverse of order form).  
These options follow on a few days after erection of the building

- **2 Layer Hot Bonded Felt. Green mineral finish.**  
For 22° pitch roofs and replacing standard single layer felt
- **Felt Shingles. Grey mineral finish.**  
For 22° pitch roofs and replacing standard single layer felt (Mar - Sep only)
- **Tiling Service**  
Wide range of fibre cement slates, natural slates, interlocking concrete tiles and plain tiles available

## PASSMORES - CLEAR MARKET LEADERS

### Strong, safe and long lasting.

Our designs are proven by structural calculation. No leaning walls or sagging roofs and that's guaranteed

### Roof trusses spaced at 0.6m (2') intervals

Our standard boarded and felted roof structure is so strong (500N/m<sup>2</sup>) that it will support PV solar panels without modification. You will not see widely spaced roof trusses on a Passmore Carriage House

### Effective wall bracing

Opposing diagonal braces or osb sheathing on all Carriage Houses

### Sturdy barn door option

25mm tgv, 38 x 150mm ledges and braces, 900mm galvanised hinges, retainers, drop bolts and locking bar

### Joinery grade Swedish Redwood Claddings

For superior performance and longer life

### House specification standard joinery windows

Key components pressure treated

In house delivery, erection and tiling services.

**PASSMORES** est. 1909  
105 years of exceptional customer service

Please see overleaf for supply notes and Garage prices