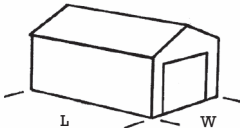


FREE STANDING TIMBER GARAGES

Price List ex. VAT Ref 04/17

| SINGLE GARAGE | Size L x W | Roof Type | | Erection Charge |
|---|-----------------------|-----------------------------------|---------------------------------------|-----------------|
| | | Boarded and Felted (22° Pitch) | Ready for Tiling (up to 35° Pitch) | |
|  <ul style="list-style-type: none"> • 2.1m eaves height • 3 x 2 CLS (38 x 63) studwork • 1 pair of side hung timber garage doors • Choice of planed shiplap or sawn weatherboard cladding <p>Other lengths by individual quotation</p> | 4.8m x 3.0m (16 x 10) | £2,318 | £2,423 | £242 |
| | 5.4m x 3.0m (18 x 10) | £2,505 | £2,617 | £263 |
| | 6.0m x 3.0m (20 x 10) | £2,692 | £2,811 | £284 |
| | 4.8m x 3.6m (16 x 12) | £2,523 | £2,611 | £264 |
| | 5.4m x 3.6m (18 x 12) | £2,718 | £2,810 | £285 |
| | 6.0m x 3.6m (20 x 12) | £2,913 | £3,009 | £306 |
| | 7.2m x 3.6m (24 x 12) | £3,303 | £3,407 | £348 |
| | 4.8m x 4.2m (16 x 14) | £2,811 | £2,954 | £295 |
| | 5.4m x 4.2m (18 x 14) | £3,017 | £3,165 | £317 |
| 6.0m x 4.2m (20 x 14) | £3,223 | £3,376 | £339 | |
| 7.2m x 4.2m (24 x 14) | £3,635 | £3,798 | £383 | |

| DOUBLE GARAGE | Size L x W | Boarded and Felted (22° Pitch) | Ready for Tiling (up to 35° Pitch) | Erection Charge |
|-----------------------|---------------|-----------------------------------|---------------------------------------|-----------------|
| | | | | |
| 5.4m x 4.8m (18 x 16) | £4,013 | £4,182 | £430 | |
| 6.0m x 4.8m (20 x 16) | £4,231 | £4,406 | £454 | |
| 7.2m x 4.8m (24 x 16) | £4,667 | £4,854 | £502 | |
| 5.4m x 5.4m (18 x 18) | £4,390 | £4,578 | £474 | |
| 6.0m x 5.4m (20 x 18) | £4,618 | £4,813 | £498 | |
| 7.2m x 5.4m (24 x 18) | £5,074 | £5,283 | £546 | |
| 5.4m x 6.0m (18 x 20) | £4,767 | £4,975 | £557 | |
| 6.0m x 6.0m (20 x 20) | £5,018 | £5,232 | £586 | |
| 7.2m x 6.0m (24 x 20) | £5,520 | £5,746 | £644 | |
| 5.4m x 6.6m (18 x 22) | £5,241 | £5,467 | £614 | |
| 6.0m x 6.6m (20 x 22) | £5,514 | £5,757 | £646 | |
| 7.2m x 6.6m (24 x 22) | £6,060 | £6,337 | £710 | |
| 5.4m x 7.2m (18 x 24) | £5,582 | £5,869* | £658 | |
| 6.0m x 7.2m (20 x 24) | £5,889 | £6,194* | £695 | |
| 7.2m x 7.2m (24 x 24) | £6,503 | £6,844* | £769 | |

SUPPLY NOTES: GARAGES, CARRIAGE HOUSES AND OPEN BARN

Planning Approval: The customer is responsible for Local Authority approvals when applicable. Passmores supply drawings on request.

Site Preparation: Please ask us for a baseworks drawing before starting work. It is important not to lay an oversize base.


Delivery Costs: See map on reverse of order form.

Delivery Access: Most buildings are delivered on 7.5 tonne, 2 axle, rigid vehicles, size 9.0 x 2.4 x 3.0 high. Larger buildings may be delivered by 12m artic. Unloading will be to nearest point to metalled road. If Passmores is erecting we will carry components up to 20m from delivery point. We will drive off road only at customer's risk and providing tractor or 4x4 is available for towing. If carry is further or obstructed, we will ask you to provide labour to assist.


Erection Service: Catalogue prices apply to delivery zones 1 & 2 (see map on reverse of order form). Price assumes delivery vehicle access within 20m, correct foundations and availability of 240v, 13 amp, power.

VAT: All prices exclude VAT. Buildings supplied as garaging for new dwellings and for certain non-business charitable uses may be zero rated. All other transactions attract VAT at 20%.

Choice of Claddings – same price
Joinery grade Swedish redwood. (*Pinus Sylvestris*)



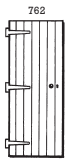
Sawn weatherboard
2 ex 32 x 150
pressure treated



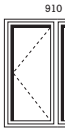
Planed shiplap
19 x 125
pressure treated

GARAGE OPTIONS

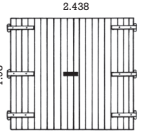
Personal Door
Can be fitted to any wall panel
£166



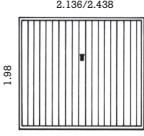
Window
Can be fitted to any wall panel
£198




8' Wide Timber Garage Doors
Replaces 7' wide doors £96



Metal Up and Over Door
Replaces 7' wide timber doors
7' wide metal £112
8' wide metal £212



Barn Hip
35° pitch tiled roofs only
Up to 4.8m span - 1 truss cut back £179
5.4m-7.2m spans - 2 truss cut back £203



Rainwater Goods
112mm black plastic half round gutter £11/m run
68mm down pipe assembly £21 each

Planning Drawings From £70
Cost credited at time of order

- OPTIONS BY INDIVIDUAL QUOTATION**
- Available in delivery zones 1 & 2 only (see map on reverse of order form). These options follow on a few days after erection of the building
- **2 layer Torch On Felt. Red or Black.**
For 22° pitch roofs and replacing standard single layer felt
 - **Felt Shingles. Grey mineral finish.**
For 22° pitch roofs and replacing standard single layer felt (Mar – Sep only)
 - **Tiling Service**
Wide range of fibre cement slates, natural slates, interlocking concrete tiles and plain tiles available

PASSMORES – CLEAR MARKET LEADERS

Strong, safe and long lasting.
Our designs are proven by structural calculation. No leaning walls or sagging roofs and that's guaranteed.

Exceptional roof strength.
You will not see widely spaced roof trusses on a Passmore building. All our roofs have trusses spaced at 0.6m (2') intervals. This provides a significant strength advantage. For example, P.V. solar panels can be installed on any Passmore felt roof building without the need for modification.

Effective wall bracing
Opposing diagonal braces or osb sheathing on all Garages.

Sturdy timber garage doors
25mm tgv, 38 x 150mm ledges and braces, 500mm galvanised hinges, retainers, drop bolts and locking bar.

Joinery grade Swedish Redwood Claddings
For superior performance and longer life.

Key components pressure treated
In house delivery, erection and tiling services.

PASSMORES est. 1909
108 years of exceptional customer service

Please see overleaf for Carriage House and Open Barn prices